





All Hallows RC High School

Believe. Belong. Achieve.



Welcome
to your **New School**



Welcome to your new school

You will meet the following
members of staff at your **induction days**.
They are here to **help you settle in at your new school**:

Transition Mentor:

Mrs Teasdale

Head of Year 7:

Year 7 Form Tutor:

How do you feel about changing school?



Meet the Teachers

School Lunch

Homework

Be on time

School Subjects

School Travel

School Clubs

New Friends


Use these pictures to help you discuss how you feel...



Things I am excited/ worried about...




What happens if....



I get lost?



I need the toilet?



I can't follow my timetable?



I lose something?



I am ill?



I am late?



I have a medical appointment?




I bring my mobile phone to school?



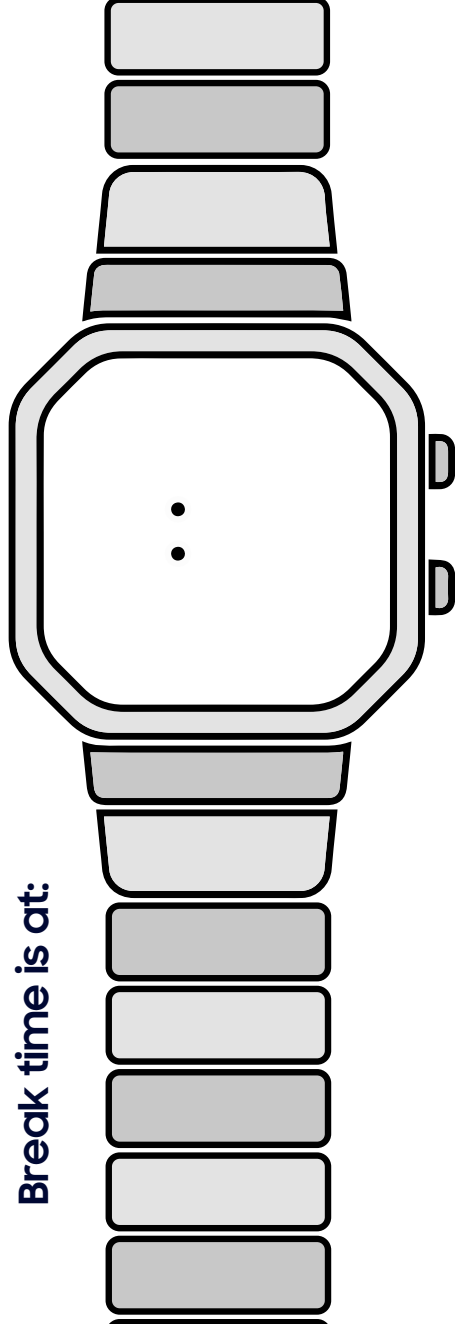
I don't have the correct equipment?

School Times at All Hallows


School starts at:



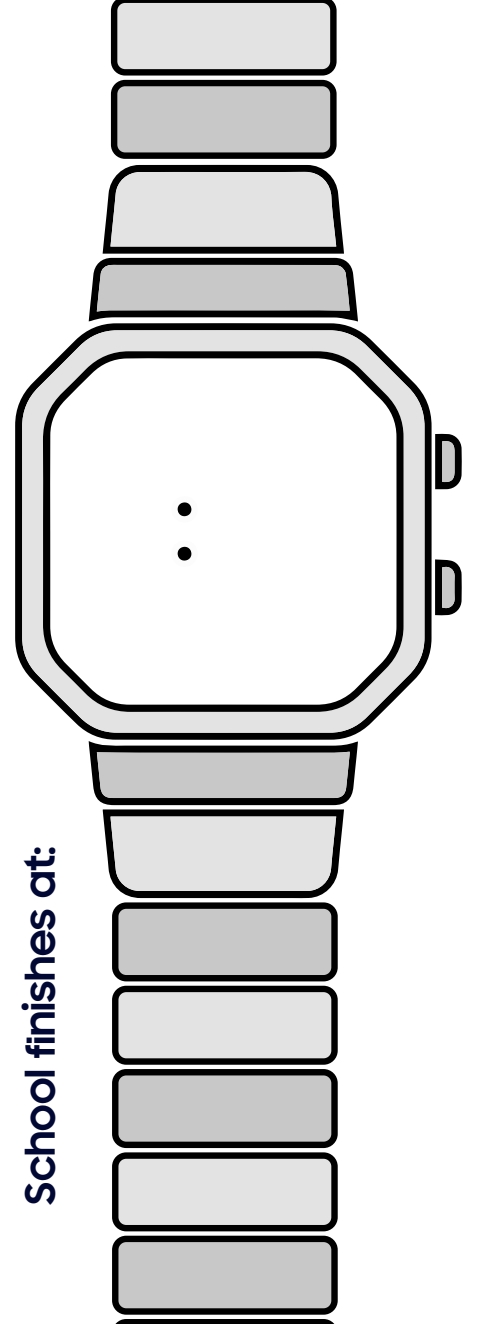
Break time is at:



Lunch time is at:



School finishes at:



Planning your journey



How will you get to School?

You might **walk** or **cycle** sometimes, if you do then answer these questions:



Do I know the way?

Will I have a friend to walk or cycle with?

Where will I put my bike?

You might go by **car** sometimes, if you do then answer these questions:


Will I go by car every day?

Who will drive me?

Will I get a lift home as well?



You might go by **bus** or **tram** sometimes, if you do then answer these questions:



Where is the bus stop or tram stop?

What time is my bus/tram to school?

What number is the bus?

Will I need money for the fare?

What time is my bus/tram from school?

Answer these questions whether you will **walk**, **cycle**, go by **car**, **bus** or **tram**:

How long will my journey take?


What time must I leave home?


What time will I get home?



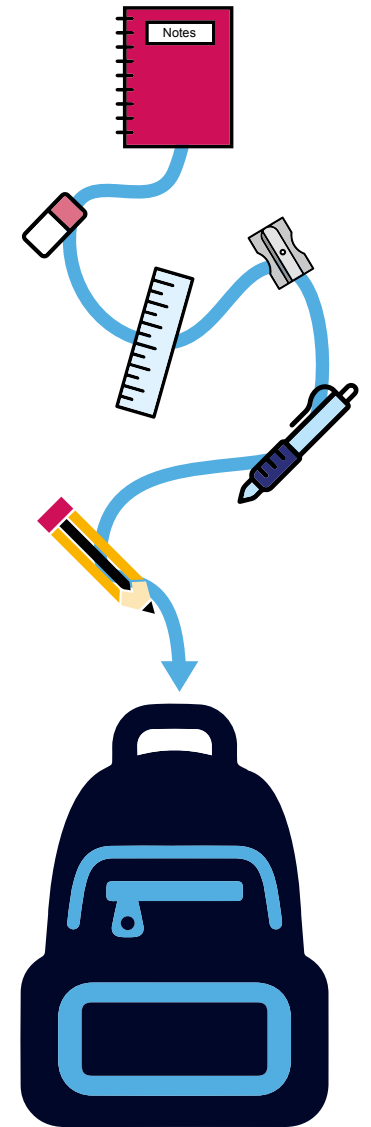
School Uniform & Equipment

You **must** wear the **correct clothes** and bring the **right equipment every day** when you start your new school. Label the All Hallows school uniform below:





You will need a **suitable school bag** to carry the below equipment needed for lessons every day.



Timetable Example

| | Monday | Tuesday | Wednesday | Thursday | Friday |
|----------------------------------|----------------------------------|---|----------------------------------|------------------------------------|-------------------------------------|
| Period 1 8:55 - 9:45 | English <small>AA F15</small> | PE <small>DS Gym</small> | English <small>AA F15</small> | English <small>AA F15</small> | IT <small>DGR S13</small> |
| Period 2 9:45 - 10:35 | Spanish <small>RM F8</small> | PE <small>DS Gym</small> | PD <small>JH S3</small> | Geography <small>SN G15</small> | Food Tech <small>FEW G10</small> |
| Break | | | | | |
| Period 3 10:50 - 11:40 | History <small>DC G16</small> | RE <small>HM F6</small> | Maths <small>DT S8</small> | Maths <small>DT S8</small> | Maths <small>DT S8</small> |
| Period 4 11:40 - 12:30 | RE <small>HM F6</small> | English <small>AA Library</small> | Science <small>MB S16</small> | History <small>DC G16</small> | Geography <small>SN G15</small> |
| Lunch | | | | | |
| Period 5 1:20 - 2:10 | Science <small>MB S16</small> | Music <small>MWR F19</small> | IT <small>DGR S13</small> | Spanish <small>RM F8</small> | English <small>AA F15</small> |
| Period 6 2:10 - 3:00 | Maths <small>DT S8</small> | Design & Technology <small>JC G1</small> | Art <small>JEB F1</small> | Science <small>MB S16</small> | Science <small>MB S16</small> |



From all of us at **All Hallows RC High School**,
we look forward to seeing you in September.



All Hallows RC High School

Believe. Belong. Achieve.